

Safko Spinning Mills Limited
Statement of Financial Position (Un-audited)
As 30th Sep, 2015

	Amount in Taka	
	Sep 30 2015	Dec. 31, 2014
Assets:		
Non-Current Assets		
Property, Plant & Equipment	524,410,871	541,123,034
	524,410,871	541,123,034
Current assets		
Inventories	249,993,721	237,591,805
Trade Debtors	39,819,782	26,511,867
Advance, Deposit & Prepayments	29,692,555	15,519,970
LC for capital machinery	19,503,314	-
Other receivable	17,815,055	-
Cash & Bank Balances	3,038,183	176,672
Total Current Assets	359,862,611	279,800,314
Total Assets	884,273,482	820,923,348
Equity & Liabilities:		
Shareholders Equity		
Share Capital	271,736,960	247,033,600
General Reserve	3,029,184	3,029,184
Revaluation Reserve	362,088,262	369,107,281
Retained : Earnings/(Deficit)	(79,331,510)	(76,812,809)
Total Shareholders Equity	557,522,896	542,357,256
Non Current Liability :		
Lease Liability (Non-current maturity)	4,736,420	9,357,102
Term loan from NRB bank	206,077,531	-
Deferred Tax Liability	19,460,567	20,306,266
Total Non Current Liability	230,274,517	29,663,368
Current Liabilities :		
Short term Bank Loan	-	224,251,780
Bank Over draft from NRB bank	70,485,637	-
Current Portion of Lease Liability	8,790,654	8,469,955
Directors Loan	-	547,758
Liabilities for Expenses & other Finance	2,249,478	4,204,920
Provision for Tax	14,950,300	11,428,311
Total Current Liabilities	96,476,070	248,902,724
Total Equity & Liabilities	884,273,482	820,923,348
Net Assets Value Per Share of Tk. 10	20.52	21.95



Managing Director



Chairman



Director





Company Secretary




Chief Financial officer

SAFKO SPINNING MILLS LTD.
DHAKA
Statement of Comprehensive Income (Un-audited)
For the 3rd quarter from July to September 2015

Particulars	Amount in Taka			
	January 15 to September 15	January 14 to September 14	July 2015 to September 2015	July 2014 to September 2014
Turnover and other Income	230,994,951	261,122,413	83,406,372	94,945,031
Cost and expenses:				
Cost of goods sold	190,595,667	209,294,220	75,375,407	78,602,636
Administrative expenses	4,930,592	5,384,630	1,674,188	1,657,514
Selling expenses	105,623		29,708	
Financial expenses	16,629,044	18,164,046	4,238,242	2,618,723
Total cost and expenses	212,260,926	232,842,896	81,317,545	82,878,873
Net profit /(loss) before WPPF	18,734,025	28,279,517	2,088,827	12,066,158
Provision for WPPF	892,096	1,346,644	99,468	574,579
Net Profit / (Loss) before tax	17,841,929	26,932,873	1,989,359	11,491,579
Provision for Tax	2,676,289	4,039,931	298,404	1,723,737
Current Tax	3,521,989	5,029,102	(630,483)	1,889,318
Deferred Tax	(845,700)	(989,171)	928,887	(165,581)
Net Profit after Tax	15,165,640	22,892,942	1,690,955	9,767,842
EPS of Tk. 10	0.56	0.93	0.06	0.40
EPS Annualized of Tk.10	0.74	1.24	0.25	1.60

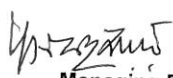





Managing Director Chairman Director Company Secretary Chief Financial officer

Safko Spinning Mills Limited
Statement of Cash Flow
For the 3rd quarter from July to September 2015

Particulars	Amount in Taka	
	January 15 to September 15	January 14 to September 14
Cash flows from operating activities :		
Collection from customers and other income	217,687,036	240,420,353
Payment to Suppliers and employees and other expenses	(225,556,813)	(211,680,606)
Finance cost paid	(16,629,044)	
Income tax paid	(600,000)	
Net cash flows / (used) from operating activities	(25,098,821)	28,739,747
Cash flow from investing activities :		
LC against machinery	(19,503,314)	
Net Cash used in investing activities	(19,503,314)	
Deferred tax adjustment		
Cash flows from financing activities :		
Lease liability Resived/ (Repaid) Net	(4,299,983)	(1,020,093)
Term loan from (NRB bank)	206,077,531	
Banl Loan & overdraft Resived/ (Repaid) Net	(224,251,780)	(20,800,380)
Bank overdraft (NRB Bank)	70,485,637	
Directors loan	(547,758)	
Net Cash flow from financing activities	47,463,647	(21,820,473)
Net increase/ (Decrease) in cash and cash equivalents	2,861,511	6,919,275
Cash and cash equivalents at the begaining of the financial year	176,672	783,348
Cash and cash equivalents at the end of the financial year	3,038,183	7,702,623
Net operating Cash flow per Share of Tk.10 in September 13	(0.92)	1.16



Managing Director



Chairman



Director



Company Secretary



Chief Financial officer

SAFKO SPINNING MILLS LTD.
DHAKA
Statement of Changes in Shareholders equity (un-audited)
For the 3rd quarter ended 30th September 2015

Particulars	Share Capital	General Reserve	Revaluation Reserve	Retained Earning	Total in Tk
As at jan.01.01.2015	247,033,600	3,029,184	369,107,281	(76,812,809)	542,357,256
Net profit				15,165,640	15,165,640
Transfer from bonus Share					-
10% Bonus Share	24,703,360			(24,703,360)	-
Revaluation of fixed Assets			(7,019,019)	7,019,019	-
As at September 30,2015	271,736,960	3,029,184	362,088,262	(79,331,510)	557,522,896

SAFKO SPINNING MILLS LTD.
DHAKA
Statement of Changes in Shareholders equity (un-audited)
For the 3rd quarter ended 30th September 2014

Particulars	Share Capital	General Reserve	Revaluation Reserve	Retained Earning	Total in Tk
As at jan.01.01.2014	224,576,000	3,029,184	379,082,710	(92,759,754)	513,928,140
Net profit				22,892,942	22,892,942
Transfer to Stock dividend				(22,457,600)	(22,457,600)
10% Bonus Share	22,457,600				22,457,600
Payment of Previous year income tax					-
Revaluation of fixed Assets			(7,481,571)	7,481,571	-
Retrospective Adjustment the recognition of deferred Tax					-
As at September 30,2014	247,033,600	3,029,184	371,601,139	(84,842,841)	536,821,082

 **Managing Director**
  **Chairman**
  **Director**
  **Company Secretary**
  **Chief Financial officer**